


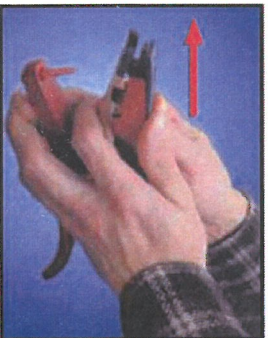


Read before you Tag

Make sure you have an Allflex Red Total Tagger (others do not work)




Take the Black clip out to apply the Allflex Cattle EID tag.



Apply Allflex Electronic ID Tags with the Red Universal Total Tagger. Use the red blunt pin and remove the black insert from the base of the jaws.

Hooking the clip on a metal surface and pulling against it, is the best way to "pop" the clip out of the applicator.



**Universal Total Tagger
Black Insert**
Product Code: CLIP-UTT-K

You can also take another applicator and stick the pin through the hole in the clip and pull the clip out.

Tired of infected and swelled ears?

Remember to disinfect the male stem before application to reduce infection. Spray the male stem with Chlorahexidine/water or a residual wound/heal spray

EID tag should be on the inside of the ear.

Check out the video on stock show tag application!

https://youtu.be/NH_oq0zF8RE